



# Campaign Finance Review

*A voter education program*

To access graphics online:

<https://www.lwvalameda.org/alameda-campaign-finance-review.html>

For more information, contact us at

[Info@LWVAlameda.org](mailto:Info@LWVAlameda.org)



## Alameda City 2018 Campaign Contributions

### Introduction

It's expensive to run for public office, even in our relatively small town. In the 2018 City Council race, the five candidates spent a total of almost \$217,000 with a range of just over \$15,000 to \$80,500.

Campaign financing is a double-edge sword: on the one hand, it's a way of measuring which candidates have generated sufficient support among the populace to raise money for their campaigns. On the other hand, special interests can leverage their deep pockets to influence the outcome.

Transparency is the key. To that end, campaign finance laws require candidates to declare all contributions large and small. In California, candidates for all public offices must file a California Form 460 several times during the election cycle to document the source and amount of all campaign contributions. This gives voters an opportunity to factor in the amount and source of all contributions to candidates on their ballot.

Anybody can access California Form 460 filings on the Secretary of State's website. In addition, the Alameda City Clerk posts filings for all local candidates on the city's website at <https://bit.ly/2Ot2qsb>.

To enable Alameda voters to better understand the source of campaign funds without wading through these lengthy reports, the League of Women Voters of Alameda has created charts to compare campaign funds contributed during the campaign by the type of contributor, the location of the contributor and the size of contributions. We have also created charts that show the amount each campaign spent per vote received and a list of all campaign contributions of \$1,000 or more.

Please let us know if you find this information helpful and what further we can do to increase your knowledge of the source of funding for each candidate.

### Understanding the Charts

- The charts show totals of campaign contributions to candidates listed in alphabetical order: For Mayor, Marilyn Ezzy Ashcraft, Frank Matarrese and Trish Spencer; for City Council: Stewart Chen, Tony Daysog, John Knox White, Robert Matz and Jim Oddie; for School Board: Mia Bonta, Kevin Jordan, Gary Lym and Anne McKereghan. A set of charts also tracks contributions to groups for and against Measure K. Another set tracks contributions to General Purpose Committees that raise funds to independently support various candidates and measures. No groups filed for campaigns for or against Measure F.



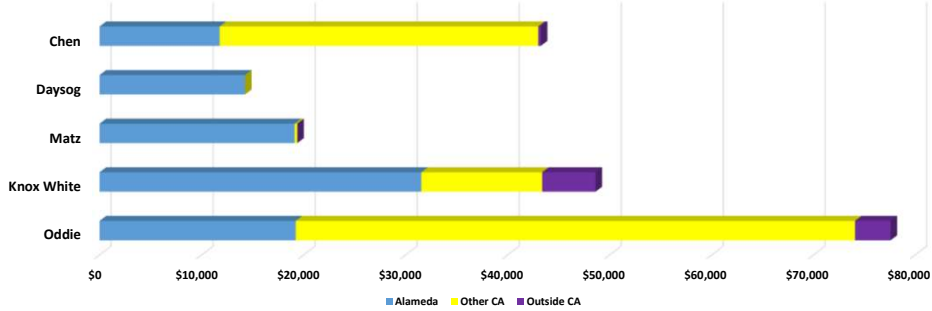


## Alameda City 2018 Campaign Contributions

- All the information for the following charts comes directly from the publicly available California Forms 460 for the November 6, 2018 election filed by January 31, 2019 as posted on the City of Alameda website: <https://bit.ly/2Ot2qsb>.
- The data reflect both monetary and non-monetary contributions in excess of \$100 from any one source. Contributions of less than \$100 are not itemized and are therefore not reflected in the totals except as noted in the Contributions by Size charts.
- The total contributions to individual candidates do not reflect amounts spent on their behalf by General Purpose Committees. If the candidates are not coordinating this support, they are not required to include it as a financial contribution to their campaign.
- Categories of information in the charts (type of contributor, location of contributor and size of donation) are the same categories used to record the information in the 460s; we have labeled the categories somewhat differently for clarity. Contributions from special purpose PACs connected to unions or businesses have been categorized as union or business based on the source; contributions from general purpose PACs are listed as political.
- Location is determined by the mailing address listed for the contributor in the filing forms. If the contribution came from a group, the address of the group rather than its individual members determines how the contribution is categorized by location.
- The charts cover only contributions since the start of the current reporting period January 1, 2018. The charts do not reflect contributions to incumbents with campaign committees who reported funds that were raised before that date.
- Where the total of contributions among various candidates or groups vary greatly (such as with Measure K), we have created a separate chart with a different scale for those with lesser amounts to make it easier to read and compare.



**City Council Candidate Contributions by Donor Location**  
January 1 to December 31, 2018



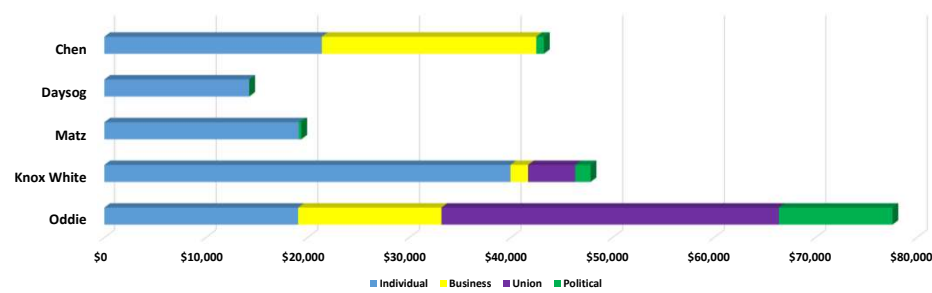
**Definitions: Contributions by Location**

Alameda: Contributions over \$100 from any individual or entity located in Alameda.

California: Contributions over \$100 from any individual or entity located in California but not in Alameda.

Out-of-state: Contributions over \$100 from any individual or entity located outside the State of California.

**City Council Candidate Contributions by Type**  
January 1 to December 31, 2018



**Definitions: Contributions by Donor Type**

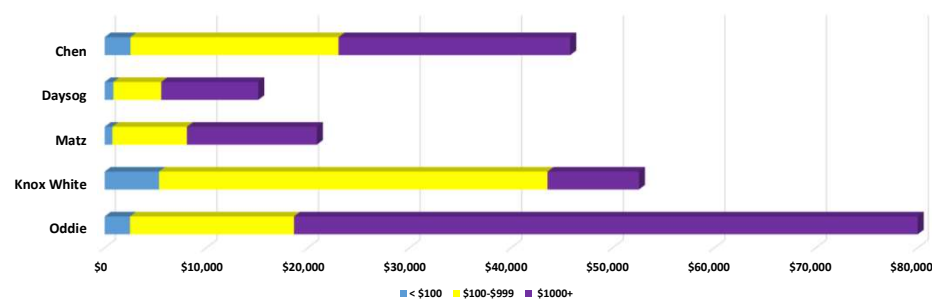
Individual: Contributions over \$100 from individuals.

Business: Contributions over \$100 from businesses or business PACs.

Union: Contributions over \$100 from union and union PACs.

Political: Contributions over \$100 from political parties, other recipient committees or community political funds.

**City Council Candidate Contributions by Size**  
January 1 to December 31, 2018



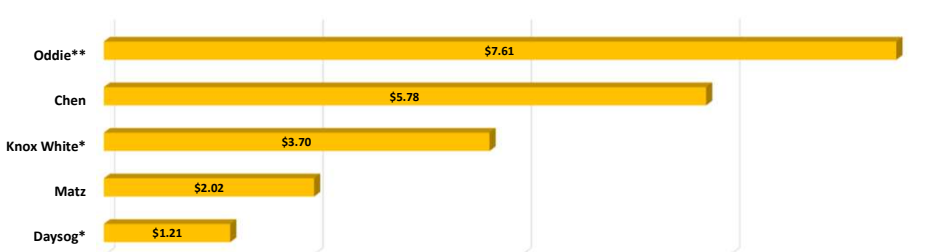
**Definitions: Contributions by Size**

<\$100: Cumulative contributions under \$100 from any individual or entity.

\$100-\$999: Cumulative contributions between \$100 and \$999 from any individual or entity.

\$1000+: Cumulative contributions of \$1000 or more from any individual or entity.

**City Council**  
**Contributions Raised Per Vote**



\*Elected

\*\* Not elected, but appointed to seat vacated by newly elected mayor

Source for vote count: <https://www.acgov.org/ra/results/236/index.htm>

## Contributions of \$1,000 or more to City Council Candidates

### Chen

U.S. Freight Systems Inc	Oakland	\$3,000
United Brothers Enterprises Inc	Walnut Creek	\$2,500
Stewart Chen	Alameda	\$2,000
Duong Family Investments LLC	Oakland	\$2,000
Josefina Junsay	Alameda	\$1,204
Prime Circle Insurance Services Inc	San Leandro	\$1,100
Bira Inc dba Supercuts	Alameda	\$1,000
C J Distribution (Oakland) Inc	Oakland	\$1,000
Cam Huong Restaurant	Oakland	\$1,000
Pingyi Chen	San Leandro	\$1,000
conchita Chen	Oakland	\$1,000
Thomas Hurtubise	Alameda	\$1,000
Law Offices of Hoa T. Cooc	Oakland	\$1,000
Neo Autoworks	Oakland	\$1,000
Daniel W. Ng	Alameda	\$1,000
Stanley Shen	San Francisco	\$1,000

### Daysog

Tony Daysog	Alameda	\$7,500
Dennis Cox	Alameda	\$1,000
James Sweeney	Alameda	\$1,000

### Knox White

Chris and Fay Joyce	Alameda	\$2,500
Barbra Krummel	Alameda	\$1,500
AFSCME Council PAC	Sacramento	\$1,000
Lucy Gigli	Alameda	\$1,000
Edward O'Neil	Alameda	\$1,000
Rob Bonta for Assembly 2018	Alameda	\$1,000
Sheet Metal Worker's International Assn	San Ramon	\$1,000

### Matz

Aaron Benz	Alameda	\$6,337
Kyung Hwan Kim	Alameda	\$5,450
James Sweeney	Alameda	\$1,000

### Oddie

Rob Bonta for Assembly 2018	Sacramento	\$8,956
Construction & General Laborers Local Union 304 PAC	Sacramento	\$6,500
California Waste Water Solutions, Inc	San Jose	\$6,000
Alameda Firefighters Association PAC	Alameda	\$5,704
Danny Tran	Lafayette	\$5,000
IBEW Local Union 1245-Political Donation Account	Vacaville	\$3,000
Sheet Metal Workers International Association Local No 104 PAC	San Ramon	\$3,000
Unity PAC Sponsored by Alameda Labor Council, AFL-CIO To Support Thao for City Council 2018	Oakland	\$3,000
International Brotherhood of Electrical Workers Local 595 PAC	Dublic	\$2,500
Sarah Oddie	Alameda	\$2,000
Operating Engineers Local Union No. 3 District 20 PAC	Alameda	\$2,000
Variphy Inc.	Oakland	\$2,000
Service Employees International Union Local 1021 Candidate PAC	Sacramento	\$1,500

Unite Here Tip State & Local Fund	New York	\$1,500
Gray Harris	Alameda	\$1,220
DRIVE Committee	Washington	\$1,000
Hayward Firefighters Political Action Committee	Roseville	\$1,000
IAFF, Local 55 PAC	Oakland	\$1,000
IBEW PAC Educational Fund	Washington	\$1,000
KKNV Corporation Alameda Auto Part and Service	Alameda	\$1,000
Portman Enterprises LLC	Alameda	\$1,000
Ky Vo Truong	Alameda	\$1,000
U.S. Freight Systems, Inc.	Oakland	\$1,000